














Preparation Checklist

Interior Photography & Interactive Floor Plan

-  Keep all the lights on
-  Open blinds and curtains
-  Turn off ceiling fans
-  Clear any boxes, keep people and pets away, place toilet seats down
-  Enable a lock box or other means of entry
-  Remove personal/private information

Exterior Photography & Drone Services

-  Lawns should be mowed
-  No vehicles in driveway
-  People and pets out of yard
-  Landscaping complete
-  Garbage cans, hoses, etc. set away, patio staged, pool area cleaned, sale sign down or installed after shoot

ShowingTime+ requests that the property is photo ready before photographer arrival.



Notes